

Z. LOJEWSKI, A. BARAN

**Hexadecapole Deformations for Nonaxial Shapes\***

**ABSTRACT**

Axial and nonaxial hexadecapole and quadrupole deformations of Nilsson potential are investigated. Potential energies, quadrupole and hexadecapole electric moments are studied for actinide and transfermium nuclei and compared to old theoretical values.

---

\*Work supported partly by CPBP 01.06.

## 1. INTRODUCTION

It is known that the fissioning nuclei acquire the nonaxial shapes along the path to fission [1,2]. Up to now, only the nonaxial quadrupole component of the deformed shape has been investigated [3] and only this component has been taken into account in the study of properties of nuclei.

Recently more general parametrization of the quadrupole and hexadecapole deformations for nonaxial shapes was introduced [4]. The aim of present paper is to examine the new parametrization. In particular we investigate the energy of deformation and quadrupole and hexadecapole electric moments of nuclei. We study the influence of the new hexadecapole degrees of freedom ( $\gamma_4, \delta_4$ ) on the smooth part (liquid drop) as well as on the total energy.

At the end we compare our results to those obtained with old parametrization [5].

## 2. HEXADECAPOLE DEFORMATIONS FOR NONAXIAL SHAPES

An expansion of the nuclear radius  $R(\theta, \phi)$  in spherical harmonics:

$$R(\theta, \phi) = R \left[ 1 + \sum_{\lambda \mu} a_{\lambda \mu} Y_{\lambda \mu}(\theta, \phi) \right], \quad (1)$$

is rotationally invariant. Here  $a_{\lambda \mu}$  are components of the spherical tensor of rank  $\lambda$ . The parametrs  $a_{\lambda \mu}$  are not uniquely determined by the surface. They also depend on the designation of the intrinsic axes:  $x, y, z$  and on the choice of positive direction for them. There exist 24 different possibilities for designations and directions of the axes. Each of them may be obtained from another by superposition of three basic rotations  $R_i$  ( $i = 1, 2, 3$ ) ( $R_1 = R(\pi, \pi, 0)$ ,  $R_2 = R(0, 0, \pi/2)$ ,  $R_3 = R(0, \pi/2, \pi/2)$ ), where the arguments are the Euler angles. The rules of transformations of  $a_{2\mu}$  and  $a_{4\mu}$  under  $R_i$  are rather complicated.

Defining the quadrupole shapes as the quadrupole part ( $\lambda = 2$ ) of the surface (1) and restricting ourselves to the surfaces which are symmetric with respect to reflections in three main planes of the system we obtain:

$$\begin{aligned} a_{\lambda \mu} &= a_{\lambda -\mu}, \\ a_{\lambda \mu} &= 0 \quad \text{for odd } \mu, \\ a_{\lambda \mu} &= 0 \quad \text{for odd } \lambda. \end{aligned} \quad (2)$$

In this case the quadrupole part has two free parameters:  $a_{20}$  and  $a_{22}$ . For the quadrupole ( $\lambda = 2$ ) and hexadecapole ( $\lambda = 4$ ) shapes eq. (1) reads:

$$\begin{aligned} R(\theta, \phi) &= R_0 \{ 1 + [a_{20} Y_{20} + a_{22} (Y_{22} + Y_{2-2})] \\ &\quad + [a_{40} Y_{40} + a_{42} (Y_{42} + Y_{4-2}) + a_{44} (Y_{44} + Y_{4-4})] \}. \end{aligned} \quad (3)$$

As it is seen the quadrupole and hexadecapole part has a five free parameters. It is convenient to express  $a_{20}$  and  $a_{40}$  in terms of parameters which have simpler transformation rules. For the quadrupole deformation one usually introduces the parameters  $\beta$  and  $\gamma$  [2]:

$$a_{20} = \beta \cos \gamma, \quad \sqrt{2}a_{22} = \beta \sin \gamma, \quad (4)$$

where  $\beta \geq 0$  and  $-\pi \leq \gamma \leq \pi$ .

The relations (4) may be interpreted as the transformation from the rectangular  $a_{20}$ ,  $a_{22}$  to the polar  $\beta$ ,  $\gamma$  coordinates. The parameter  $\beta$  is an invariant of all possible rotations of the coordinate system, in particular of rotations  $R_i$ , and thus is uniquely determined by the surface. The parameter  $\gamma$  transforms in the following way under the rotations  $R_i$ :

$$R_1: \gamma \rightarrow \gamma; \quad R_2: \gamma \rightarrow -\gamma; \quad R_3: \gamma \rightarrow \gamma - \frac{2\pi}{3}. \quad (5)$$

Due to this, to get uniqueness in the determination of  $\gamma$  by the surface, it is sufficient to restrict the variation of  $\gamma$  to the region  $0 \leq \gamma \leq \frac{\pi}{3}$ .

The hexadecapole part of the surface has been parametrized in a way similar to the quadrupole part. We define the quantities:

$$b_4 = \sqrt{\frac{5}{12}}a_{40} - \sqrt{\frac{7}{6}}a_{44}, \quad c_4 = -\sqrt{2}a_{42}, \quad (6)$$

which have the same transformation rules under  $R_i$  as coordinates  $a_{20}$  and  $a_{22}$ . Due to this, we parametrize them in the same way, i.e.

$$b_4 = \rho_4 \cos \gamma_4, \quad c_4 = \rho_4 \sin \gamma_4, \quad (7)$$

where  $\rho_4 = \beta_4 \sin \delta_4$  and it is invariant under  $R_3$ . The  $\gamma_4$  ( $-\pi \leq \gamma_4 \leq \pi$ ) has the same transformation rules as  $\gamma$  (see eq.5).

One can prove that the quantity

$$a_4 = \sqrt{\frac{7}{12}}a_{40} + \sqrt{\frac{5}{6}}a_{44} \quad (8)$$

is invariant under  $R_i$  and

$$a_4^2 + b_4^2 + c_4^2 \equiv \beta_4^2. \quad (9)$$

Eqs. (6-8) define a new set of spherical coordinates  $(\beta_4, \delta_4, \gamma_4)$  of a point specified by the rectangular coordinates  $a_4$ ,  $b_4$  and  $c_4$ , i.e.

$$\begin{aligned} a_4 &= \beta_4 \cos \delta_4, \\ b_4 &= \beta_4 \sin \delta_4 \cos \gamma_4, \\ c_4 &= \beta_4 \sin \delta_4 \sin \gamma_4. \end{aligned} \quad (10)$$

According to the transformation rules (5), it is sufficient to restrict the region of variation  $\gamma_4$  to  $0 < \gamma_4 \leq \frac{\pi}{3}$  in order to get one-to-one correspondence between a surface

and the parameters  $(\beta_4, \delta_4, \gamma_4)$  describing it. The deformation parameter  $\beta_4$  is a close analogue of  $\beta$  of the quadrupole deformation and the nonaxiality parameters  $\delta_4$  and  $\gamma_4$  are rather natural generalization of nonaxiality quadrupole deformation  $\gamma$ . More details on the presented parametrization are given in ref. [4].

### 3. METHOD OF CALCULATIONS

According to the Strutinsky prescription the deformation energy was composed of a shell and a pairing correction parts and the smooth average energy was identified with the energy of the liquid drop model of Myers and Swiatecki [6].

To generate the single-particle spectrum, we used the Nilsson potential. An application of eqs. (3,4,10) to the Nilsson potential leads to the formulae [4]:

$$\begin{aligned}
 V(\varepsilon, \gamma, \varepsilon_4, \delta_4, \gamma_4) = & \frac{1}{2} h \omega_0 \rho^2 \left\{ 1 - \frac{2}{3} \varepsilon \sqrt{\frac{4\pi}{5}} \left[ \cos \gamma Y_{20} + \frac{1}{\sqrt{2}} \sin \gamma (Y_{22} + Y_{2-2}) \right] \right. \\
 & + 2\varepsilon_4 \sqrt{\frac{4\pi}{5}} \left[ \left( \sqrt{\frac{7}{12}} \cos \delta_4 + \sqrt{\frac{5}{12}} \sin \delta_4 \cos \gamma_4 \right) Y_{40} \right. \\
 & - \frac{1}{\sqrt{2}} \sin \delta_4 \sin \gamma_4 (Y_{42} + Y_{4-2}) \\
 & \left. \left. + \left( \sqrt{\frac{5}{24}} \cos \delta_4 - \sqrt{\frac{7}{24}} \sin \delta_4 \cos \gamma_4 \right) (Y_{44} + Y_{4-4}) \right] \right\}, \quad (11)
 \end{aligned}$$

where the radius  $\rho$  and the angles in the arguments of  $Y_{\lambda\mu}$  are given in the stretched coordinate system. Parameters  $\kappa$  and  $\mu$  of the Nilsson single-particle potential are chosen to be once called "A=242" parameters [5]. The pairing correlations were included in the BCS model and the pairing strength constant G was equal to that given in [5]. All the calculations were done for even-even nuclei within the region  $92 \leq Z \leq 110$  and  $140 \leq N \leq 170$ .

### 4. RESULTS

Results obtained in the present study are shown in successive figures in which we plot different characteristics of nuclei. Among them there are energy surfaces  $E(\vec{\beta})$  as functions of special sets of deformation parameters, minima of the potential energy and nuclear multipole moments. The important is the deformation energy defined as  $E_{def} = E_{min} - E_0$ , where  $E_{min}$  is the minimum value of  $E(\vec{\beta})$  and  $E_0 = E(0)$ .

In order to obtain these plots for the considered nuclei we studied main effects of new degrees of freedom on the total energy. Fixing some of deformation parameters we looked at the behaviour of  $E(\vec{\beta})$ . Figure 1 shows the effect of  $(\delta_4, \gamma_4)$  on the energy  $E(\varepsilon^0, \varepsilon_4^0, \gamma_2^0; \delta_4, \gamma_4)$  for  $^{252}\text{Fm}$ , where  $\varepsilon^0, \varepsilon_4^0$  and  $\gamma_2^0$  correspond to the approximate minimum of  $E(\vec{\beta})$  in the case of  $\gamma_4 = 0, \delta_4 = \delta_4^0 \approx 40.2^\circ$  (the old Nilsson potential). From figures like this one can see that the new degree of freedom  $\gamma_4$  is close to zero in the considered region of nuclei. We have to say here that the axial asymmetry  $\gamma_2$  is also equal to zero in

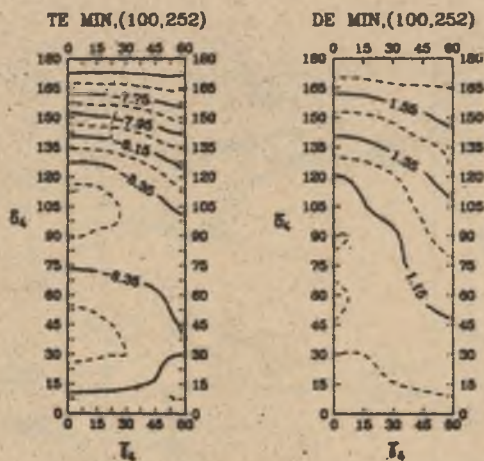


Figure 1 : The energy surface  $E(\delta_4, \gamma_4)$  in the region of the first minimum for  $^{252}\text{Fm}$ . The left part gives total energy and the right part liquid drop model contribution.

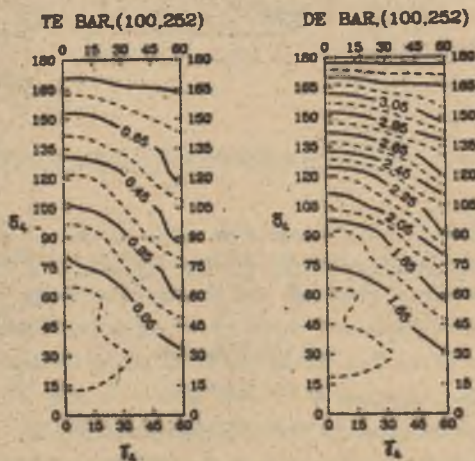


Figure 2 : The same as Fig.1. but for the barrier region.

the minimum of the potential energy  $E_{\text{min}}$  [1,2]. On the right hand side of figure 1 the macroscopic part of the energy  $E$  for the same situation is plotted. We see from it that the nonzero contribution, which "deforms" the nucleus in direction of  $\delta_4$  degree of freedom, comes from the microscopic part  $\delta E_{\text{shell}}$ . The similar situation is registered in Fig.2. for the same nucleus ( $^{252}\text{Fm}$ ) but at the deformation point corresponding to the vicinity of the first barrier ( $\epsilon^0 = 0.4$ ,  $\epsilon_4^0 = 0.0$ ,  $\delta_4 = \delta_4^0$  and  $\gamma_2^0 = 0$ ). As it was shown in many papers [2] the deformation  $\gamma_2$  is nonzero in the barrier region and lowers the barrier energy on 1

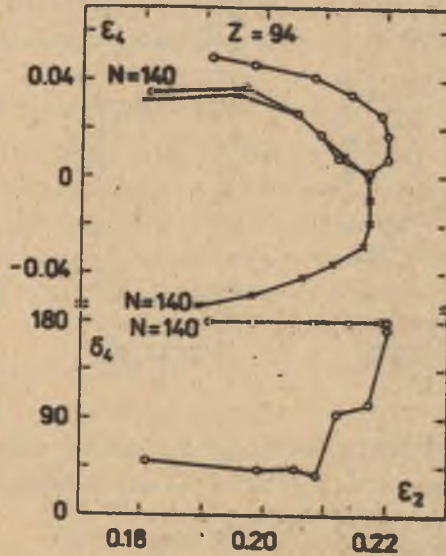


Figure 3 : Minima of potential energy surface for plutonium isotopes (circles). Old results are depicted by crosses.

to 2 MeV for the considered nuclei. Because we look only at the differences between results for old ( $\delta_4 = \delta_4^0$ ) and new potentials and the absolute energy is not important here, then the choice of  $\gamma_2 = 0$  does not matter in our estimates. Looking at Fig.2 we can say that in the region of the first barrier the effect of the hexadecapole  $\gamma_4$  degree of freedom is like in the first minimum of E, i.e.  $\gamma_4$  is close to zero. The corresponding macroscopic contribution to the potential energy E is shown in Fig.2b.

On the basis of our calculations we can draw the following conclusion: The  $\gamma_4$  contribution to the potential energy  $E(\beta)$  is negligible and even equal to zero in the case of minimum. At the first fission barrier this statement may not be correct and the tendency of decreasing the barrier on few tens of MeV for nonzero  $\gamma_4$  is likely.

From Fig.1a one can see that the minimum of E appears at  $\delta_4 \approx 100^\circ$  and  $\gamma_4 = 0$ . However in the barrier region (Fig.2.) the minimum with respect to  $\delta_4$  is close to its Nilsson value  $\delta_4 = \delta_4^0 \approx 40.2^\circ$ . The same figure shows the minimum of the macroscopic part of E, for which  $\delta_4$  equals to  $\delta_4^0$  value as well.

After these introductory tests we can state that in the vicinity of the minimum point one has  $\gamma_2 = 0$  and  $\gamma_4 = 0$  and the only important deformation parameters are  $e$ ,  $e_4$  and  $\delta_4$ .

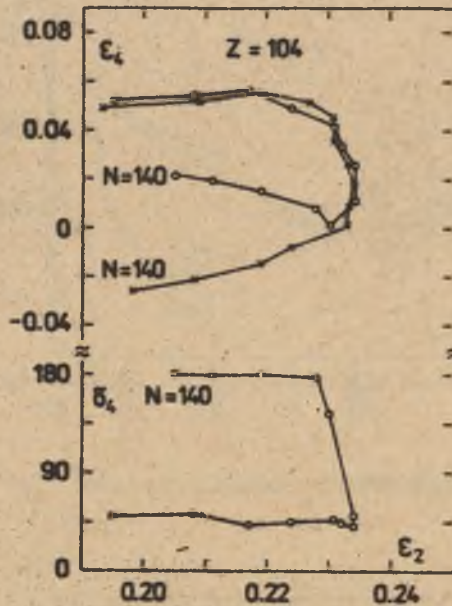


Figure 4 : The same as Fig.3. but for rutherfordium isotopes.

The minimization of the potential energy with respect to these deformation parameters was performed exactly. This minimization was carried out by calculating the  $E(\epsilon, \epsilon_4, \delta_4)$  in the following points:

$$\epsilon = 0.15 \ (0.05) \ 0.35,$$

$$\epsilon_4 = 0 \ (0.04) \ 0.12,$$

$$\delta_4 = 0^\circ \ (45^\circ) \ 180^\circ.$$

The results of the minimization procedure for each nuclei are minima shown in Fig.3 and 4 for the case of isotopes  $Z=94$  and  $Z=104$  and  $N$  ranging from 140 to 162. In these figures crosses correspond to the old version of Nilsson parametrization with  $\epsilon$  and  $\epsilon_4$  only (negative values of  $\epsilon_4$  are allowed). The new results are represented by open circles. We see that for  $\epsilon_4 > 0$  new results nearly coincide with old ones. Parameters  $\delta_4$  minimizing the energy are shown in the lower parts of Fig.3 and 4. Their values are embraced by limits 45 and 180 degrees. The correspondence between the new and the old  $\epsilon_4^0 < 0$  is not the case here because the new parametrization allows only positive values for  $\epsilon_4$ . The  $\delta_4$  parameter takes care about the sign of  $Y_{4\mu}$  terms as well as its value in the single particle potential.

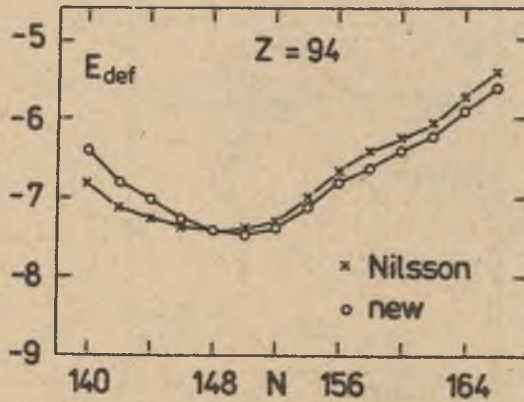


Figure 5 : Deformation energies (in MeV) for plutonium isotopes.

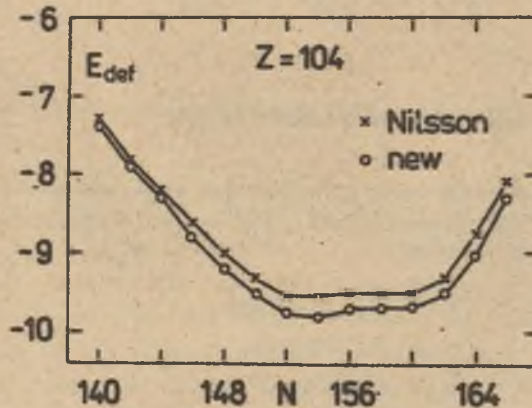


Figure 6 : Deformation energies (in MeV) for rutherfordium isotopes.

The new and the old deformation energies  $E_{def}$  are shown in Figures 5 and 6 correspondingly. Except of cases of light nuclei ( $Z=94$ ,  $N < 148$ ) one sees deepest first minima in the case of new parametrization (circles) as compared to the old ones (crosses). The fact that the potential energy minima of the light nuclei are higher in new parametrization of the single particle potential means that in this case the new degrees of freedom (i.e.  $\gamma_4$  or/and  $\delta_4$ ) become important and they have to be taken into account accurately in the analysis of the deformation energy.



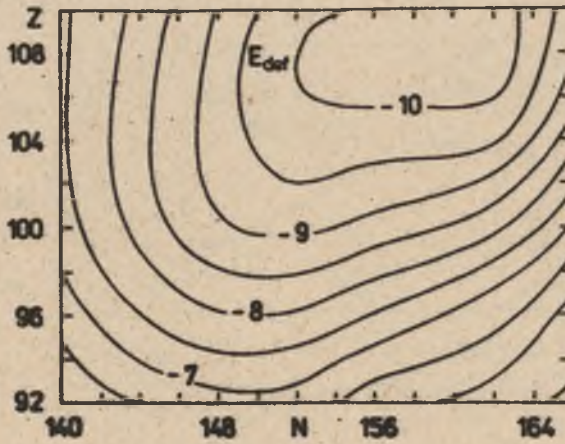


Figure 7 : Deformation energies for the whole actinide and transfermium region ( MeV ).

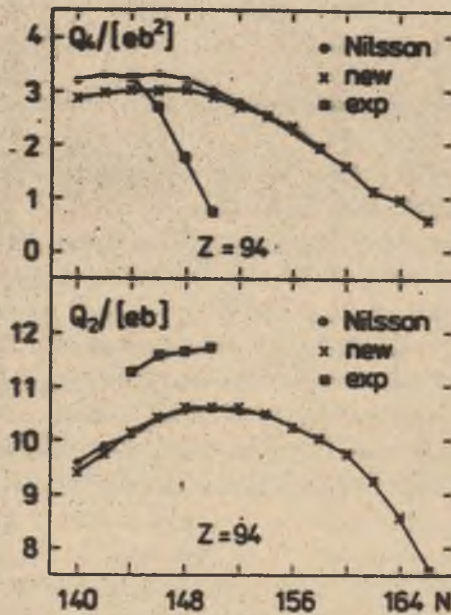


Figure 8 : Electric quadrupole (lower part) and hexadecapole (upper part) moments for plutonium isotopes.

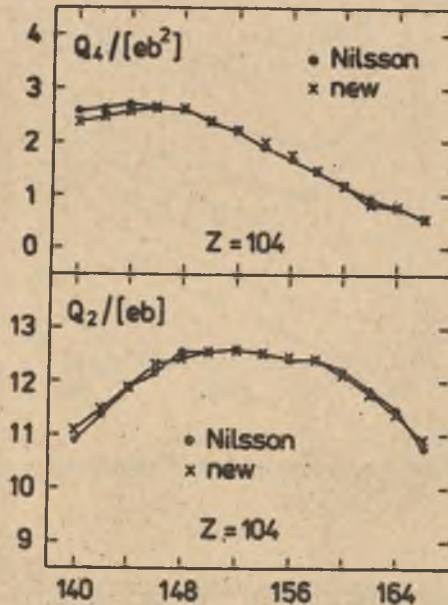


Figure : 9 The same as Fig.8. for rutherfordium isotopes.

For the sake of completeness we show the new deformation energies  $E_{def}$  of nuclei from the actinide-transfermium region in Fig.7.

It is a good practice to compare not the deformation parameters (which differs one of another e.g.  $\epsilon_4^{old}$  and  $\epsilon_4^{new}$  from definition) but more physical nuclear shape characteristics as eg. electric multipole moments of the ground states of nuclei. Figures 8 and 9 show quadrupole and hexadecapole moments respectively for the selected Z=94 and Z=104 isotopes. The comparison with the old values is given on the same figures. One observes a small differences in recent quadrupole and hexadecapole moments as compared to the former ones. These differences are however very systematic. From these results we observe that both ways of parametrization of the single particle potential generate nearly the same sequence of the equilibrium nuclear shapes in the region of actinide and transfermium nuclei. For completeness, we present again both quadrupole  $Q_2$  and hexadecapole  $Q_4$  moments for the whole actinide-transfermium region of nuclei in the next Fig.10 and 11.

The general conclusion from presented calculations is the following. Both parametrizations the old and the new one give approximately the same results for the deformation energies (or masses which are directly connected to them) and to the shapes of even-even nuclei (quadrupole and hexadecapole electric moments) in their ground states. However,

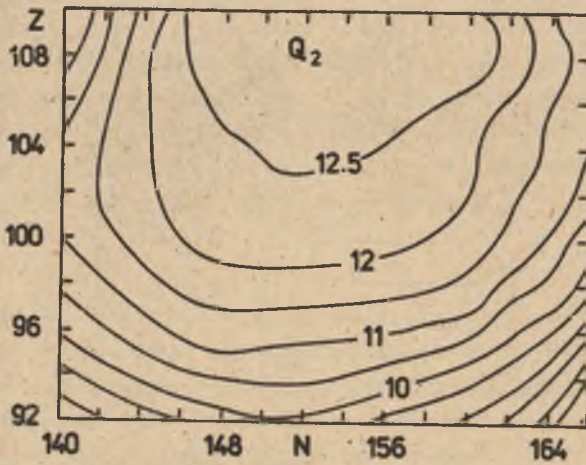


Figure : 10 Quadrupole electric nuclear moments (in  $eb$  units) for actinide and transfermium nuclei.

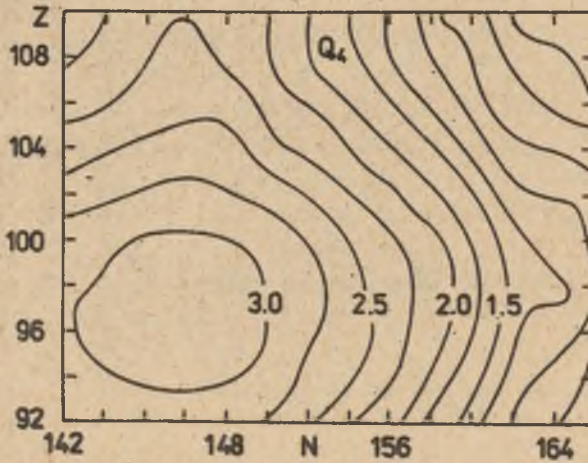


Figure : 11 Hexadecapole electric nuclear moments (in  $eb^2$  units) for actinide and transfermium nuclei.

the present parametrization of the hexadecapole part of the Nilsson potential has a great advantage which we want to point here. As it is known from early papers on inclusion of *partial* axially asymmetric hexadecapole terms into single particle potential [7], the following problem of discontinuity of the potential energy arises. In the case of zero  $\epsilon_4$  degree of freedom, starting at a prolate ( $\gamma = 0$ ) shape and passing the  $\gamma$ -region on the

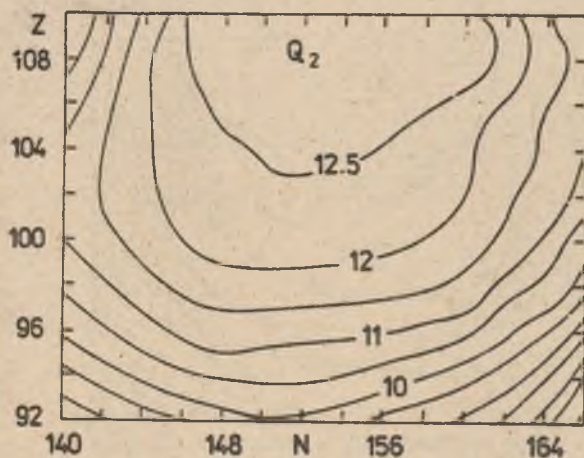


Figure : 10 Quadrupole electric nuclear moments (in  $eb$  units) for actinide and fermium nuclei.

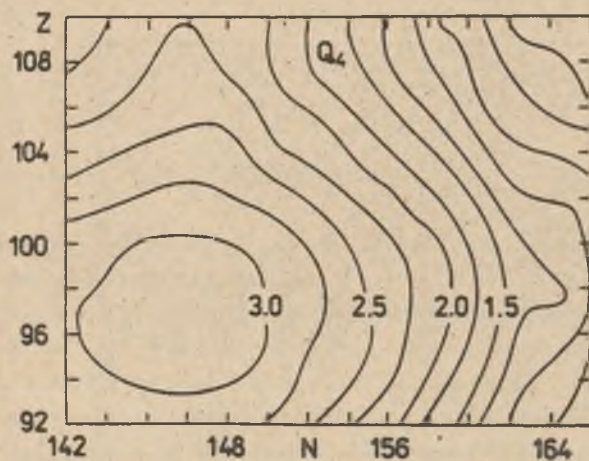


Figure : 11 Hexadecapole electric nuclear moments (in  $eb^2$  units) for actinide and fermium nuclei.

the present parametrization of the hexadecapole part of the Nilsson potential has a great advantage which we want to point here. As it is known from early papers on inclusion of *partial* axially asymmetric hexadecapole terms into single particle potential [7], the following problem of discontinuity of the potential energy arises. In the case of zero  $\epsilon_4$  degree of freedom, starting at a prolate ( $\gamma = 0$ ) shape and passing the  $\gamma$ -region on the

way to the oblate shape ( $\gamma = 60^\circ$ ), *symmetry* axis of the shape changes from  $x$  to  $z$ . If now one looks at shapes characterized by nonzero  $\varepsilon_4$  then this leads to the discontinuity in the energy with respect to  $\gamma$  coordinate in the middle of  $\gamma$ -region because both prolate and oblate starting configurations do not lead to the same *intermediate* shape. Such a situation does not allow the proper determination of the potential energy of the system. This very serious problem disappears in the case of the new set of deformation parameters and results in continuous and uniquely determined energy functions.

### Acknowledgements

Both of us would like to acknowledge professor Adam Sobiczewski from the Institute of Nuclear Problems, Warsaw, for a suggestion of the subject and very kindly discussions. We also would like to thank professor Krzysztof Pomorski for many discussions and for critical reading of the manuscript. The authors are very grateful to Dr. Anka Gyurkovich for the preparation of part of the numerical program calculating the macroscopic energies.

### REFERENCES

1. Baran, A., Pomorski, K., Lukasiak, A., and Sobiczewski, A., Nucl. Phys. A361, 83, (1981).
2. Ćwiok, S., Lojewski, Z., Pashkevich, V.V., Nucl. Phys. A444, 1 (1985)
3. Bohr, A., Mat. Fys. Medd. Dan. Vid. Selsk. 261 no. 14 (1952)
4. Rohoziński, S.G., Sobiczewski, A., Acta. Phys. Pol. B12, 1001 (1981)
5. Nilsson, S.G., Tsang, C.F., Sobiczewski, A., Szymański, Z., Wycech, S., Gustafson, C., Lamm, I.L., Möller, P., and Nilsson, B., Nuc. Phys. A131, 1 (1969)
6. Myers, V.D., Świątecki, W.J., Ann. Phys. 55, 395 (1969)
7. Larsson, S.E., Phys. Scr. 8, 17 (1973)

